

# SAGU Student Achievement Goals and Outcomes

## 2019 Report (2017-18 Data)

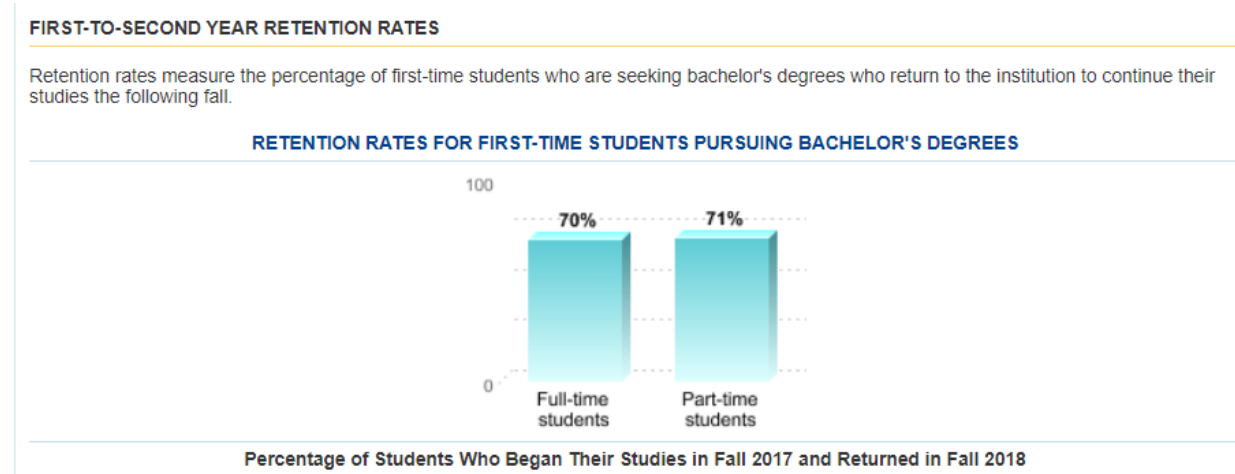
### Goal: Retention Rate

Seventy-five percent (75%) of Bachelor's degree-seeking freshmen who begin in the fall semester will return to continue their degree program at SAGU the following fall semester.

#### Rationale:

SAGU desires to provide students the best opportunities for success in their academic pursuits. One indicator of potential success is students returning to the school for a second year to continue their degree programs. SAGU sets the goals for retention rates based upon IPEDS data (Integrated Post-secondary Education Data System) from peer schools along with considerations of the historical performance of SAGU. The Retention Committee reviews the retention rates of first-time, full-time Bachelor's degree-seeking freshmen who begin in the fall semester and then return the next fall. The committee had set a previous goal of 70%, but since that was achieved in the 2013 cohort, the official goal was raised to 75%.

#### Goal Assessment Data:



<https://nces.ed.gov/collegenavigator/?q=southwestern+assemblies+of+god+university&s=all&id=228325#retgrad>

SAGU has maintained a 70% retention rate for the past 3 years, but the university continues to institute new policies and innovations to meet the goal of 75% retention.

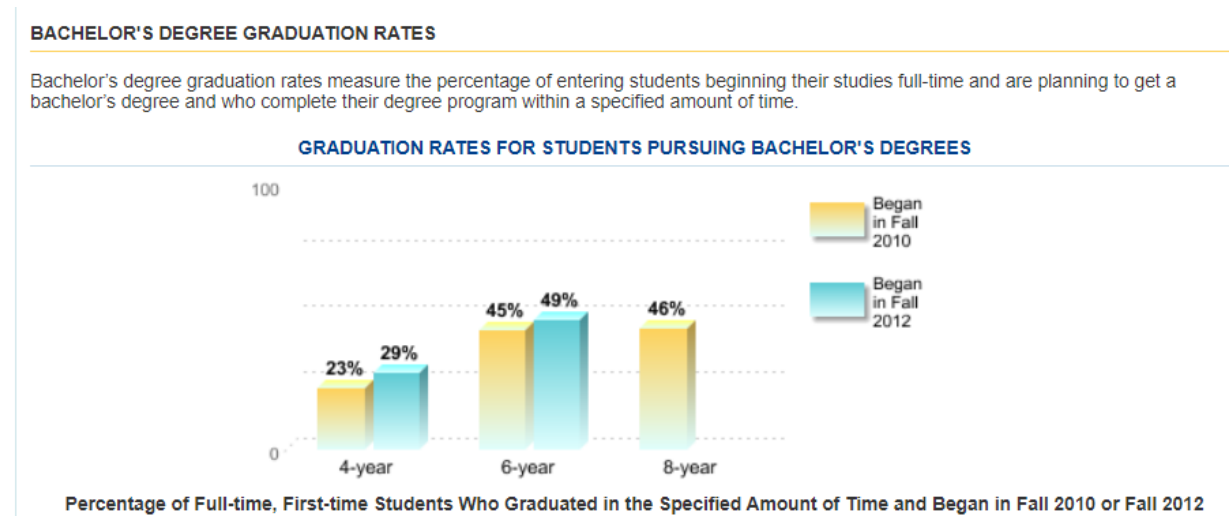
## Goal: Graduation Rate

Forty-five percent (45%) of Bachelor's degree-seeking freshmen will complete their degree program within a five-year span of studies

### Rationale:

SAGU sees actual degree completion as the primary measure of success in student's academic endeavors. SAGU also maintains a very liberal enrollment policy, accepting many "provisionally accepted" students who might not otherwise have opportunities to attempt a bachelor's degree. SAGU sets the goals for graduation rates based upon IPEDS data (Integrated Post-secondary Education Data System) from peer schools along with considerations of the historical performance of SAGU. The official graduation rate target is an average of 45% over a 6- year span.

### Goal Assessment Data:



<https://nces.ed.gov/collegenavigator/?q=southwestern+assemblies+of+god+university&s=all&id=228325#retgrad>

SAGU experienced an improvement in the 2012 student cohort in both the 4-year and 6-year graduation percentages over the 2010 student cohort. The 6-year graduation rate of 49% is quite a positive outcome.

## Goal: Course Completion Rates

SAGU students will complete 70% of attempted course hours at the freshman level (1000 courses) and will complete 80% of attempted course hours at all other undergraduate levels (2000, 3000, 4000 course). These percentages constitute SAGU's goal for satisfactory progress toward degree completion.

### Rationale:

Course completion is an important measure demonstrating student progress toward degree completion. Statistically, students who receive failing grades or incompletes take longer to complete their degree (and therefore have a higher cost for their degree), are at risk of losing their financial aid or scholarships, and are less likely to be retained. SAGU has set a course completion rate minimum goal at 70% for freshman courses and 80% for all other undergrad levels. The difference in goal levels is based on historical data and student tendencies to struggle in their first year for non-academic reasons (financial, personal, emotional, etc.). These issues often manifest in first-year classes as absences or failing grades as students attempt to integrate into the higher-education environment. SAGU's expectation for course completion increases in the terms after students have had time to familiarize themselves with higher education motifs and work through other preparedness issues with the help of SAGU's academic support services.

### Goal Assessment Data:

#### 2018-19 Aggregated Course Completion Report

Course Level	Total Courses	Completed Courses	Completion Percentage
<b>1000</b>	5859	4947	84.43%
<b>2000</b>	2314	2188	88.01%
<b>3000</b>	1200	1161	90.04%
<b>4000</b>	680	651	91.79%

SAGU continues to maintain an aggregate course completion rate above the 70% target for freshman-level courses and above the 80% target for all other undergraduate courses. These course completion rates serve as one indicator of student progress and success in the efforts to complete degree programs in their chosen field of study.

# STATE EXAMINATION GOAL


## Goal: Texas Accountability System for Educator Preparation Pass Rate

SAGU’s Education Department maintains a goal of 95% minimum pass rate for students completing the Texas Accountability System for Educator Preparation exam (A score of 80% is considered “Acceptable.”).

### Rationale:

The SAGU Teacher Education Department is responsible for monitoring the progress of its students through the state educator certification process of Texas as well as through the instructional component of the student experience. One of the methods the Department uses to accomplish this is by tracking and publishing the Accountability System for Educator Preparation (ASEP) pass rates. SAGU maintains a goal of 95% minimum pass rate for ASEP. ASEP pass rates represent the percentage of SAGU education program-approved students who have passed the two Texas educator certification exams--Pedagogy and Professional Responsibilities exam and the content exams for their specific discipline. These students are then eligible to apply for Texas Educator Certification. Therefore, ASEP pass rates signify SAGU’s ability to effectively instruct students, academically and professionally, who have chosen to be educators. (Students not seeking licensure and taking only non-PPR exams are not included in this measure.)

### Goal Assessment Data:



SAGU’s ongoing 100% pass rate for students taking the ASEP Texas State Licensure exam demonstrates success for students in all of the university’s education programs.

## **SAGU CORE-VALUE GOAL**

### **Goal: SAGU Bible Core Exam Improvement Rate**

SAGU students will show an average of 20 points improvement between their SAGU Bible Core Exam pre-test (taken during their first semester) and post-test (taken before graduation).

#### Rationale:

SAGU's mission includes growth in the academic as well as spiritual elements of life. Bible-based Education is one of SAGU's Core Values, expecting students to deepen their understanding of scripture and develop well-founded theological convictions for a life of Christian service. All SAGU students, regardless of major, are required to complete an 18-hour component in introductory biblical and theological studies. To track student achievement in biblical and theological learning, the University gives a Bible Core exam to all students.

#### Goal Assessment Data:

<b>Bible Core Exam Semester Cohort</b>	<b>Improvement Rate (average)</b>
<b>Spring 2015</b>	27 points
<b>Fall 2015</b>	29 points
<b>Spring 2016</b>	25 points
<b>Fall 2016</b>	28 points
<b>Spring 2017</b>	23 points
<b>Fall 2017</b>	29 points
<b>Spring 2018</b>	26 points
<b>Fall 2018</b>	27 points
<b>Spring 2019</b>	30 points

The improvement rates for students on the Bible core exam demonstrate success and growth on the part of students in their understanding of biblical and theological concerns due to their engagement in SAGU's Bible Core curriculum.